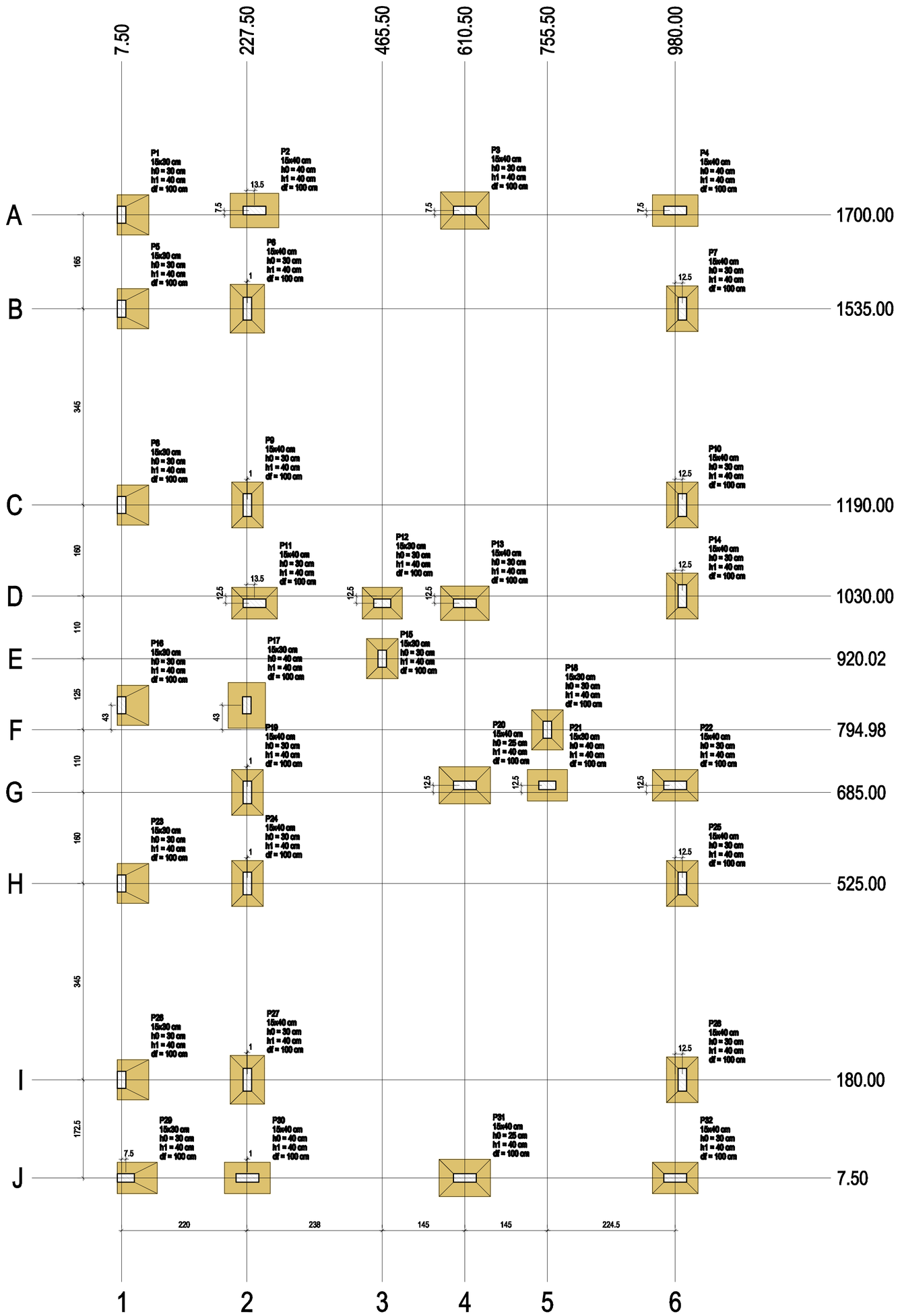

PLANTA DE LOCAÇÃO

Escala 1:50

Pilar													Fundação				
Nome	Seção (cm)	X (cm)	Y (cm)	Carga Máx. (tf)	Carga Mín. (tf)	Mx Máximo (kgf.m) Positivo	Mx Máximo (kgf.m) Negativo	My Máximo (kgf.m) Positivo	My Máximo (kgf.m) Negativo	Fx Máximo (tf) Positivo	Fx Máximo (tf) Negativo	Fy Máximo (tf) Positivo	Fy Máximo (tf) Negativo	Lado B (cm)	Lado H (cm)	h0 / ha (cm)	h1 / hb (cm)	df (cm)
P1	15x30	7.50	1700.00	1.1	0.8	0	0	200	0	0.3	0.0	0.1	0.0	55	70	30	40	100
P2	15x40	241.00	1707.50	1.9	1.7	100	0	100	-500	0.1	-0.4	0.1	0.0	60	85	40	40	100
P3	15x40	610.50	1707.50	3.2	3.1	0	-200	200	-300	0.1	-0.3	0.7	0.0	65	85	30	40	100
P4	15x40	980.00	1707.50	1.4	1.2	100	0	200	-400	0.2	-0.1	0.1	0.0	55	80	40	40	100
P5	15x30	7.50	1535.00	1.4	1.2	0	0	300	0	0.3	0.0	0.1	0.0	55	70	30	40	100
P6	15x40	228.50	1535.00	3.2	3.0	100	-200	0	-200	0.0	-0.5	0.2	0.0	60	85	30	40	100
P7	15x40	992.50	1535.00	2.4	2.3	100	-200	100	0	0.3	0.0	0.2	0.0	55	80	30	40	100
P8	15x30	7.50	1190.00	1.7	1.4	0	0	300	0	0.4	0.0	0.1	0.0	55	70	30	40	100
P9	15x40	228.50	1190.00	3.0	2.9	100	0	0	-200	0.0	-0.5	0.0	-0.1	55	80	30	40	100
P10	15x40	992.50	1190.00	2.3	2.0	200	0	100	0	0.3	0.0	0.0	-0.3	55	80	30	40	100
P11	15x40	241.00	1017.50	1.9	1.5	100	0	200	-200	0.1	-0.3	0.1	0.0	55	80	30	40	100
P12	15x30	465.50	1017.50	1.3	0.9	100	0	200	-100	0.3	-0.2	0.1	0.0	55	70	30	40	100
P13	15x40	610.50	1017.50	3.8	3.1	200	0	200	-400	0.1	-0.5	0.0	-0.5	60	85	30	40	100
P14	15x40	992.50	1030.00	2.0	1.7	100	-200	100	0	0.2	0.0	0.2	0.0	55	80	30	40	100
P15	15x30	465.50	920.02	0.3	0.2	100	0	100	0	0.1	0.0	0.1	-0.2	55	70	30	40	100
P16	15x30	7.50	838.00	1.9	1.8	0	0	300	0	0.3	0.0	0.1	-0.2	55	70	30	40	100
P17	15x30	227.50	838.00	0.6	0.5	100	0	0	-300	0.0	-0.4	0.1	-0.2	65	80	40	40	100
P18	15x30	755.50	794.98	0.3	0.2	100	0	100	0	0.1	0.0	0.1	0.0	55	70	30	40	100
P19	15x40	228.50	685.00	2.0	1.7	100	-200	0	-200	0.0	-0.3	0.2	-0.2	55	80	30	40	100
P20	15x40	610.50	697.50	4.0	3.2	0	-300	200	-200	0.3	-0.1	0.6	0.0	65	90	25	40	100
P21	15x30	755.50	697.50	1.3	0.8	100	0	100	-300	0.2	-0.4	0.1	0.0	55	70	40	40	100
P22	15x40	980.00	697.50	1.9	1.5	100	0	200	-200	0.1	-0.1	0.1	-0.2	55	80	30	40	100
P23	15x30	7.50	525.00	1.6	1.4	0	0	300	0	0.3	0.0	0.1	0.0	55	70	30	40	100
P24	15x40	228.50	525.00	3.1	2.8	100	-200	0	-200	0.0	-0.5	0.2	0.0	55	80	30	40	100
P25	15x40	992.50	525.00	2.3	2.1	100	-200	100	0	0.3	0.0	0.2	0.0	55	80	30	40	100
P26	15x30	7.50	180.00	1.5	1.2	0	0	300	0	0.3	0.0	0.1	-0.2	55	70	30	40	100
P27	15x40	228.50	180.00	3.3	3.0	100	0	0	-200	0.0	-0.6	0.0	-0.1	60	85	30	40	100
P28	15x40	992.50	180.00	2.4	2.3	100	0	100	0	0.3	0.0	0.0	-0.1	55	80	30	40	100
P29	15x30	15.00	7.50	1.2	0.7	0	0	0	0	0.0	0.0	0.1	0.0	70	55	30	40	100
P30	15x40	228.50	7.50	1.8	1.5	100	0	200	-300	0.2	-0.5	0.1	0.0	55	80	40	40	100
P31	15x40	610.50	7.50	3.2	3.1	300	0	200	-400	0.2	-0.2	0.0	-0.6	65	90	25	40	100
P32	15x40	980.00	7.50	1.4	1.2	100	0	200	-300	0.3	-0.2	0.1	-0.2	55	80	30	40	100

Os esforços indicados nesta tabela são os valores máximos obtidos pela envoltória de todas as combinações definidas para as fundações. Para análises complementares, deve-se consultar o relatório de esforços na fundação, que apresenta os valores calculados para cada combinação.

Locação no eixo X	
Coordenadas (cm)	Nome
7.50	P1, P5, P8, P16, P23, P26
15.00	P29
227.50	P17
228.50	P6, P9, P19, P24, P27, P30
241.00	P2, P11
465.50	P12, P15
610.50	P3, P13, P20, P31
755.50	P18, P21
980.00	P4, P22, P32
992.50	P7, P10, P14, P25, P28

Locação no eixo Y	
Coordenadas (cm)	Nome
1707.50	P2, P3, P4
1700.00	P1
1535.00	P5, P6, P7
1190.00	P8, P9, P10
1030.00	P14
1017.50	P11, P12, P13
920.02	P15
838.00	P16, P17
794.98	P18
697.50	P20, P21, P22
685.00	P19
525.00	P23, P24, P25
180.00	P26, P27, P28
7.50	P29, P30, P31, P32

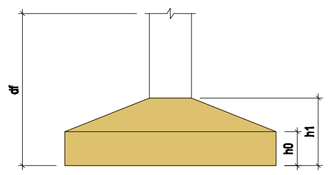

S17

PLANTA
ESC 1:25

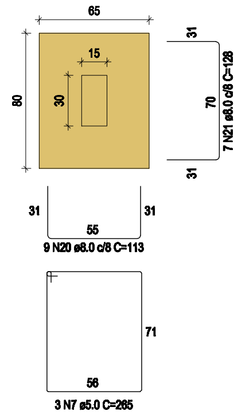

Solo com capacidade de suporte > 1.50 kgf/cm²
Solo compactado sobre a sapata

CORTE
ESC 1:25

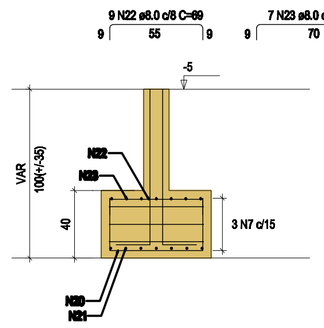

P17

BALDRAME - L1

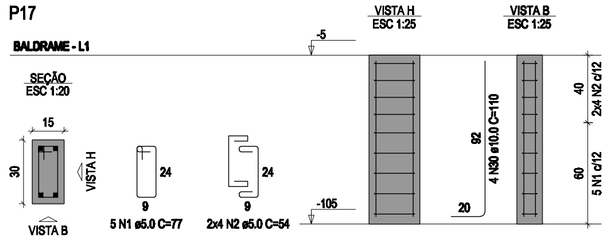

S20=S31

PLANTA
ESC 1:25

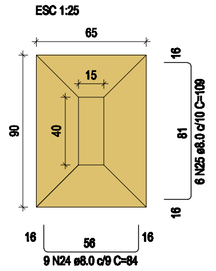

Solo com capacidade de suporte > 1.50 kgf/cm²
Solo compactado sobre a sapata
peso específico > 1600.00 kgf/m³

CORTE
ESC 1:25

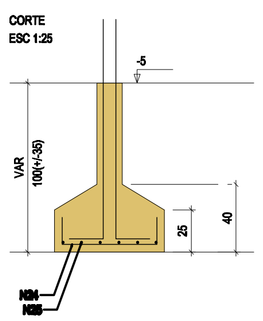

P20=P31

BALDRAME - L1

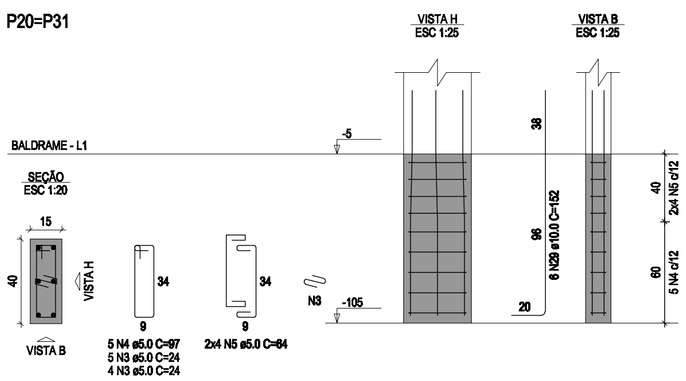

RUBENS LUIS ROLANDO SOUZA:51335883053

Assinado de forma digital por RUBENS LUIS ROLANDO SOUZA:51335883053
Dados: 2025.04.01 08:46:33 -03'00'

RUBENS LUIS ROLANDO SOUZA
ENGENHEIRO CIVIL
CREA RS 88.296/D

Revisões da Prancha			
001	Revisão Geral	Rubens	26/03/2025
Nu.	Comentários	Autor	Data

PROJETO ESTRUTURAL

RUBENS L. R. SOUZA
Rua Dr Luiz Oscar Plaumther 1079
Pitanga-PR (0400)9551185
rubensluis@gboxmail.com

PREFEITURA MUNICIPAL DE CAPANEMA

AMPLIAÇÃO EM ALVENARIA CEMEI - PINGO DE GENTE
PLANTA DE LOCAÇÃO
DETALHE SAPATAS

RUA PADRE CIRILO LOTE 14 QUADRA 92 SETOR SE CAPANEMA-PR

Escala: 01/50

Desenho:Eng Rubens | Área: 171,50 m2

Data: 26/03/2025 | Unidade: cm

Prancha 01/11